

Early Childhood Music Education
Program Structure & Course Syllabus
幼兒音樂教育課程結構及課程大綱



Vienna Music Examination Board

SECTION 1: PROGRAM STRUCTURE

第一部份：課程結構

Syllabus 課程大綱	The Program must be designed based on the Board's early childhood music education course syllabus (Section 2). The Board may revise the ECME program structure and the course syllabus from time to time 課程必須使用考試局的幼兒音樂教育課程大綱(第二部份)，考試局會不定期對課程大綱作出修改
Lesson Plan 課程計劃	VMEB Certified ECME Training Centre and VMEB Certified ECME Trainers may create their own lesson plans and teaching materials based on the Board's ECME course syllabus 認證幼兒音樂教育中心及認證幼兒音樂教育導師可依據考試局的幼兒音樂教育課程大綱編寫合適的課程計劃及教案
Training Venue 授課地點	The Program must be conducted at VMEB Certified ECME Training Centre 學生必須在認證幼兒音樂教育中心上課
Instructor 課程導師	The Program must be conducted by VMEB Certified ECME Trainer 課程必須由認證幼兒音樂教育導師任教
Language 教學語言	The Program may be conducted in any language 不設限制，認證幼兒音樂教育導師可自由選擇教學語言
Class Size 每班人數	There is no restriction in class size. Between 4 to 10 students per trainer is highly suggested 不設上下限，但見意每位導師同一時間指導四至十名學生
Levels 級別	There are 5 levels for different age groups. Students may join the appropriate level according to their age group even though they have not studied any lower age levels before 按入學年齡分五個級別，適齡之兒童可直接報讀合適的級別，無需從第一級開始

<u>Level 1 第一級</u>	Admitting ages 入學年齡: Attendance certificate 申請出席證書所需堂數: Graduate certificate 申請畢業證書所需堂數: Duration of each session 每堂課長:	Under 1 year old 一歲以下 12 sessions 堂 (<i>min 80% attendance</i> 最少八成出席率) 24 sessions 堂 (<i>min 80% attendance</i> 最少八成出席率) 45 minutes 分鐘
<u>Level 2 第二級</u>	Admitting ages 入學年齡: Attendance certificate 申請出席證書所需堂數: Graduate certificate 申請畢業證書所需堂數: Duration of each session 每堂課長:	1 to 2 years old 一至二歲 12 sessions 堂 (<i>min 80% attendance</i> 最少八成出席率) 36 sessions 堂 (<i>min 80% attendance</i> 最少八成出席率) Min 最少 45 min, Max 最長 60 min 分鐘
<u>Level 3 第三級</u>	Admitting ages 入學年齡: Attendance certificate 申請出席證書所需堂數: Graduate certificate 申請畢業證書所需堂數: Duration of each session 每堂課長:	2 to 3 years old 二至三歲 12 sessions 堂 (<i>min 80% attendance</i> 最少八成出席率) 36 sessions 堂 (<i>min 80% attendance</i> 最少八成出席率) Min 最少 45 min, Max 最長 60 min 分鐘
<u>Level 4 第四級</u>	Admitting ages 入學年齡: Attendance certificate 申請出席證書所需堂數: Graduate certificate 申請畢業證書所需堂數: Duration of each session 每堂課長:	3 to 4 years old 三至四歲 12 sessions 堂 (<i>min 80% attendance</i> 最少八成出席率) 36 sessions 堂 (<i>min 80% attendance</i> 最少八成出席率) 60 minutes 分鐘
<u>Level 5 第五級</u>	Admitting ages 入學年齡: Attendance certificate 申請出席證書所需堂數: Graduate certificate 申請畢業證書所需堂數: Duration of each session 每堂課長:	4 to 6 years old 四至六歲 12 sessions 堂 (<i>min 80% attendance</i> 最少八成出席率) 36 sessions 堂 (<i>min 80% attendance</i> 最少八成出席率) 60 minutes 分鐘

Accompany
家長陪課

For Level 1 to Level 3, each student must be accompanied by an adult (e.g. parent, guardian) in class. For Level 4 and Level 5, students are encouraged, though not compulsory, to attend classes on their own.
第一級至第三級的學生必須由一位成人(如家長、監護人等)陪伴上課，第四級及第五級學生建議無需成人陪伴上課

Period
課程完成限期

Except in special situation, students must complete a particular level within 12 months
除特殊情況外，學生必須在十二個月內完成一個級別

SECTION 2: COURSE SYLLABUS

第二部份： 課程大綱 (只提供英文)

Level 1 - Stufe 1: Musik und Tanz - Eltern-Kinder Gruppen

Course Description: Babies will have their first experience of music, rhythm and various types of musical instruments. Babies are very sensitive to sounds at this early stage of life. They start distinguishing different consonants and vowels of their languages. Music of different qualities and characteristics is similar to different languages. It helps babies' brain development and later musical performance. Level 1 course includes parent-guided singing, nursery, rhythmic movement and percussion. Parents will do humming, tapping, stamping, clapping and swaying with their babies. Babies will enjoy the joy of music in this fun, happy environment. Babies will listen to lullabies and comforting movement while parents will sing to their babies to enable unconscious absorption of different musical elements, sounds and melodies.

Level 2 - Stufe 2: Musikalisch-tänzerische Früherziehung

Course Description: Parents will accompany their children and learn how to train them to discriminate different sounds. Course includes rhythmic training using percussion instruments and dance movement. The primary goal is to encourage children and parents to participate in music learning through the fun activities rather than strictly forcing children to play music perfectly in an absolute manner. Children will have a lot of opportunities to develop their gross and fine motor skills through rhythmic dance. Lyrics and songs will include daily concepts, which help children to develop their language and social skills.

Level 3 - Stufe 3: Musikalisch-tänzerische Grundausbildung

Course Description: With the aid of visual image and different types of music including songs and percussion instruments, children will be motivated to develop their imagination and creativity to enjoy music. Parents will accompany their children and learn to play ensemble together with them, let children learn about different roles and improve their confidence. Apart from aural training using different musical instruments and quality of sounds, this course will make use of a variety of teaching materials such as pictures and toys of different colors, sizes and materials to stimulate children's sensory development including vision and touch. Dance and rhythmic movement will also be used to develop children's gross and fine motor muscles, which will be beneficial to children's body co-ordination skills in terms of musical instrumental practice.

Level 4 - Stufe 4: Neigungsgruppen (Kleinkinder)

Course Description: In Level 4, course trainers will incorporate ensemble playing to let children understand different musical elements to develop their co-operation skills in the social world. Musical training will include music sensitivity training to encourage children to make music with creativity and to enable children to experience instruments of varied pitches and notes and to learn musical chords and range.


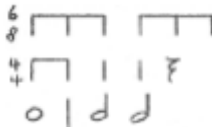


Level 5 - Stufe 5: Neigungsgruppen (Kinder)






Course Description: Level 5 course teaches music theoretical knowledge including rhythms, scales, dynamics, tempo, simple notations and sight-reading. Incorporating instrumental and vocal ensemble training to story telling, children will use music percussion instruments such as xylophones, and recorders to play theme-based musical stories. Course trainers will motivate children to combine their imagination with visual pictures and poems to create stories, and accompany the stories with different musical instruments. Trainers will also encourage children to use percussion instruments, songs and dance to play small group ensemble, so as to strengthen their rhythms and musicality.

Each level consists of 9 types of skills that students need to accomplish. These include:

1. Rhythmic Skills
2. Singing Skills
3. Aural Perception
4. Music Listening
5. Instruments
6. Motor Skills
7. Social Skills
8. Cognitive Skills
9. Languages Skills

The training requirements for the above skill-set in each level are as follow:

		<u>Level 1</u>	<u>Level 2</u>	<u>Level 3</u>	<u>Level 4</u>	<u>Level 5</u>
Rhythmic Skills	<i>Steady Beat</i>	Basic beat with parent's help	Basic beat with parent's help	Basic beat alone	Steady beat	Steady beat and melodic rhythm
	<i>Rhythm</i>	Tapping with parent's help	Clapping with parent's help	Clapping, tapping with parent's help	Clapping, tapping	Clapping, tapping, differences in song rhythms
	<i>Rhythm Exercise</i>	Nil				
	<i>Fast - Slow</i>	Fast and slow speech listening, fast and slow music listening	Fast and slow speech, music, song listening	Recognize differences between fast and slow song, tempo and music	Singing songs in fast and slow tempo	Differences between fast and slow independent performances, song singing and rhythm accompanying in fast and slow tempo
	<i>Movement</i>	Moving of limbs when enjoying music, climbing	Moving of limbs when enjoying music, walking with help or alone	Freeze and stop moving when given relevant direction, run freely independently	Enjoy and move with music, dance freely	Follow dance movement, uniform movement and aesthetically pleasing game movements with group

Singing Skills	<i>Range</i>	Nil	Nil	Nil	3-5 tones	5-6 tones
	<i>Tempo</i>	 = 44-60	 = 50-66	 = 66-80	 = 80-92	 = 92-108
	<i>In Tune Singing</i>	Nil	Nil	Nil	With teacher's help or alone	With teacher, alone, in group, echo singing
	<i>Song Material</i>	90	90	90	90	90

Aural Perception	<i>Soft - Loud</i>	Demonstration of soft and loud sounds	Demonstration of soft and loud in speech, sound, song, sharp contrast	Basic rhythm accompaniment with soft – loud sound	Understand soft and loud relationship, singing softly and loud	Identify the difference between melody and random sound, different instrument
	<i>High – Low Pitches</i>	Demonstration of high and low pitches	Demonstration of high and low pitches	High – low demonstration in different songs	Octave distance spatial demonstration	Octave and fifth distance spatial demonstration, same song, different pitches
	<i>Melody and Sound Identification</i>	Sound and noise identification	Sound, melody and noise demonstration	Name of the sounds p and f melody color	Sounds: f, mf, p and mp, melody's color f, mf, p, mp	Identification of songs from humming or instrument without text <>

Music Listening	-	Listening and relaxing with massage	Listening with interest to the singing of the teacher	Listening with interest to the music played by teacher or CD	Listening with interest to the music played by teacher or CD	Active listening for a longer period in musical environment
------------------------	---	-------------------------------------	---	--	--	---

Instruments	-	Use of drum, triangle and maracas	Use of drum, triangle, rain-maker and maracas	Use of drum, triangle, rain-maker, guiro, maracas, castanet	Use of drum, triangle, rain-maker, guiro, xylophone, maracas, castanets	Use of drum, triangle, rain-maker, guiro, xylophone, maracas, castanets, recorder, kazoo, bongo, conga
--------------------	---	-----------------------------------	---	---	---	--

Motor Skills	<i>Fine Motor Skills</i>	Catch the sponge ball with help	Assemble large puzzle, roll and catch ball	Coloring, painting with cotton swabs, roll and catch ball with one hand	Use crayons, pencils in different colors. Bounce ball, cutting, painting	Throw, bounce ball, painting with small brush. Assemble smaller puzzles, cutting
	<i>Gross Motor Skills</i>	Crawling	Walking, circular motion, running	Running freely, walk in tip-toe, walk straight line	Form and jump in circle, jump, hop	Running, hopping, jumping in one leg and both legs, climbing
	<i>Sensory Motor Skills</i>	Sense of touch, sounds	Sense of vision, smelling, sense of touch, sounds	Gross motor coordination, visual motor control, body awareness	Motor-planning, bilateral motor coordination, vestibular sense	Sense of proprioception, perception of movement, bilateral motor coordination

Social Skills	-	Give affection, enjoy music	Pack up instruments and toys after use, play music	Pack up instruments after use. Enjoy and move with music, play music, give affection	Respond to people's questions or direction politely, play music cooperatively with others	Care for classmates, answer politely, shows interest in others, be able to take turns in doing activities, care for belongings
----------------------	---	-----------------------------	--	--	---	--

Cognitive Skills	-	Demonstration of one and many	Count from 1 to 5, understand difference between 1 and many	Count from 1 to 10, able to sort objects of similar colors, understand the concept of opposites	Able to sort objects of similar colors, shapes, understand same and different sounds	Able to sort objects of similar and different colors, shapes, sizes, recognize number up to 10
-------------------------	---	-------------------------------	---	---	--	--

Language Skills	-	Communicate with appropriate body gesture (smile)	Understand spoken instruction, communicate with appropriate body gesture, smile, wave bye-bye, produce one word utterance	Answer yes or no questions, answer binary choice questions, produce two-word combination	Produce short phrases, answer what, who, where, when, why questions	Produce complex sentences
------------------------	---	---	---	--	---	---------------------------